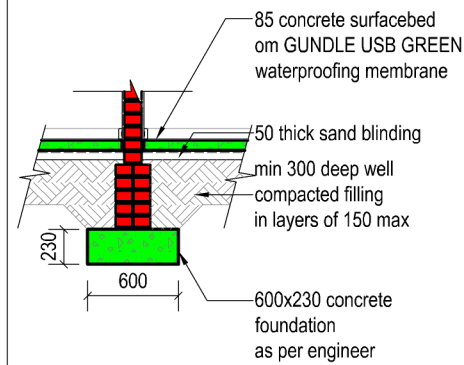
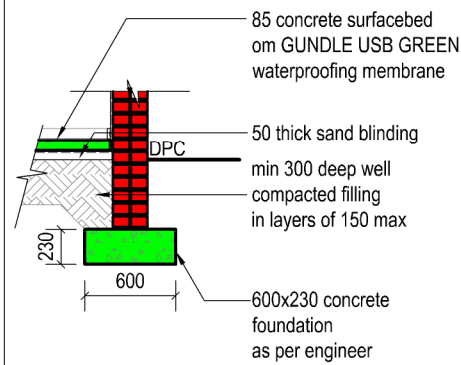


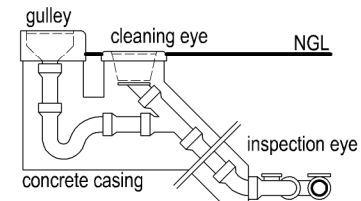
INTERNAL WALL DETAIL



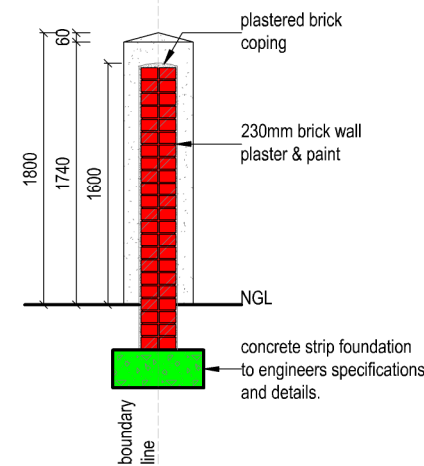
EXTERNAL WALL DETAIL



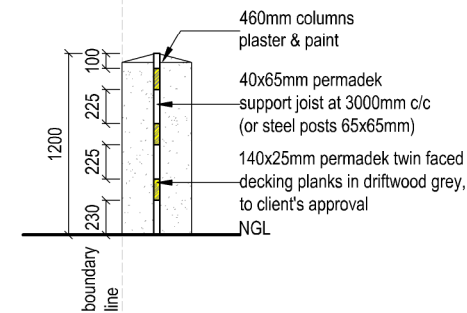
GULLEY DETAIL



This detail applicable where drain depth exceeds 600.



BOUNDARY SECTION C-C 1:50



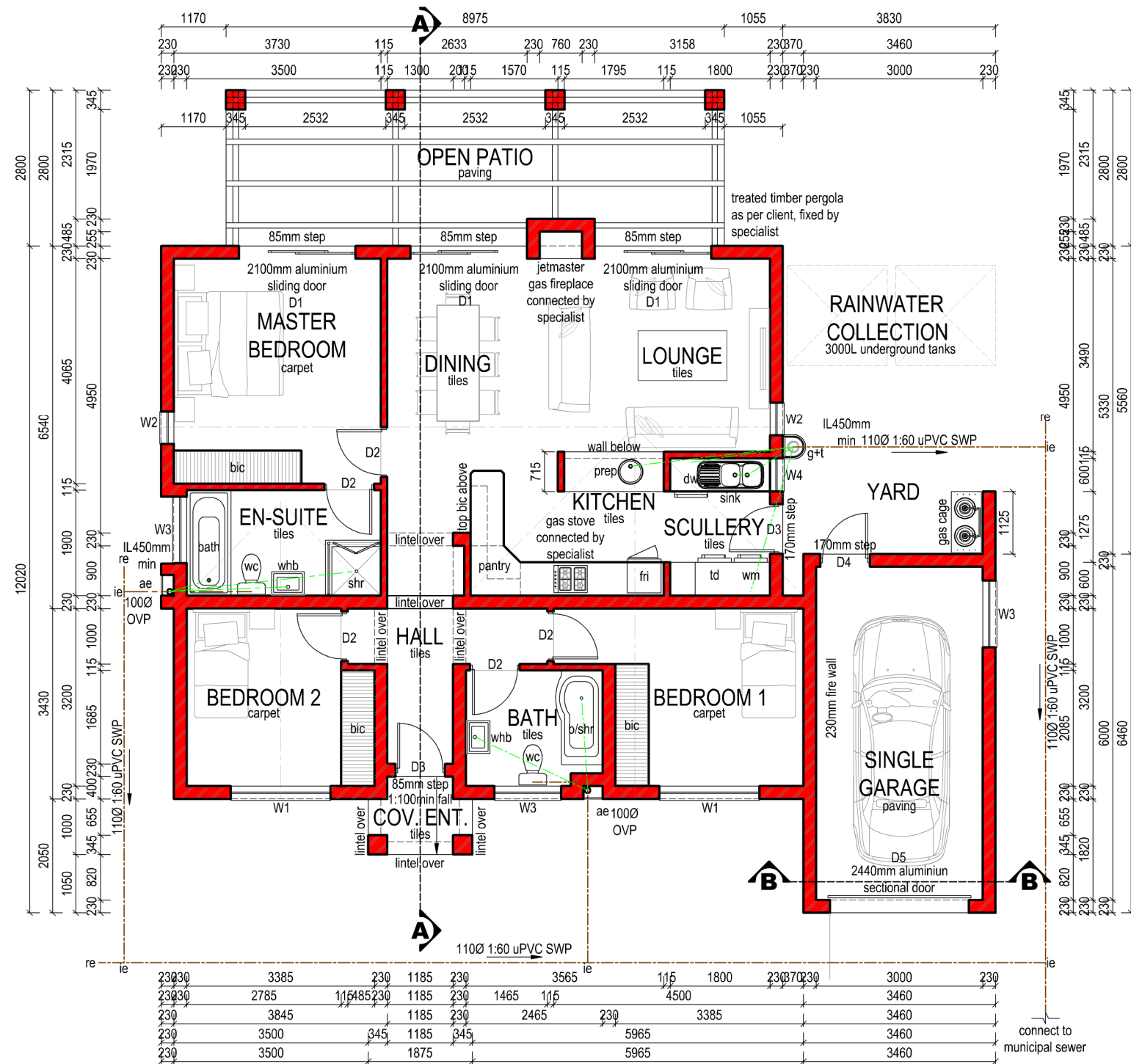
BOUNDARY SECTION D-D 1:50

SPECIFICATIONS:

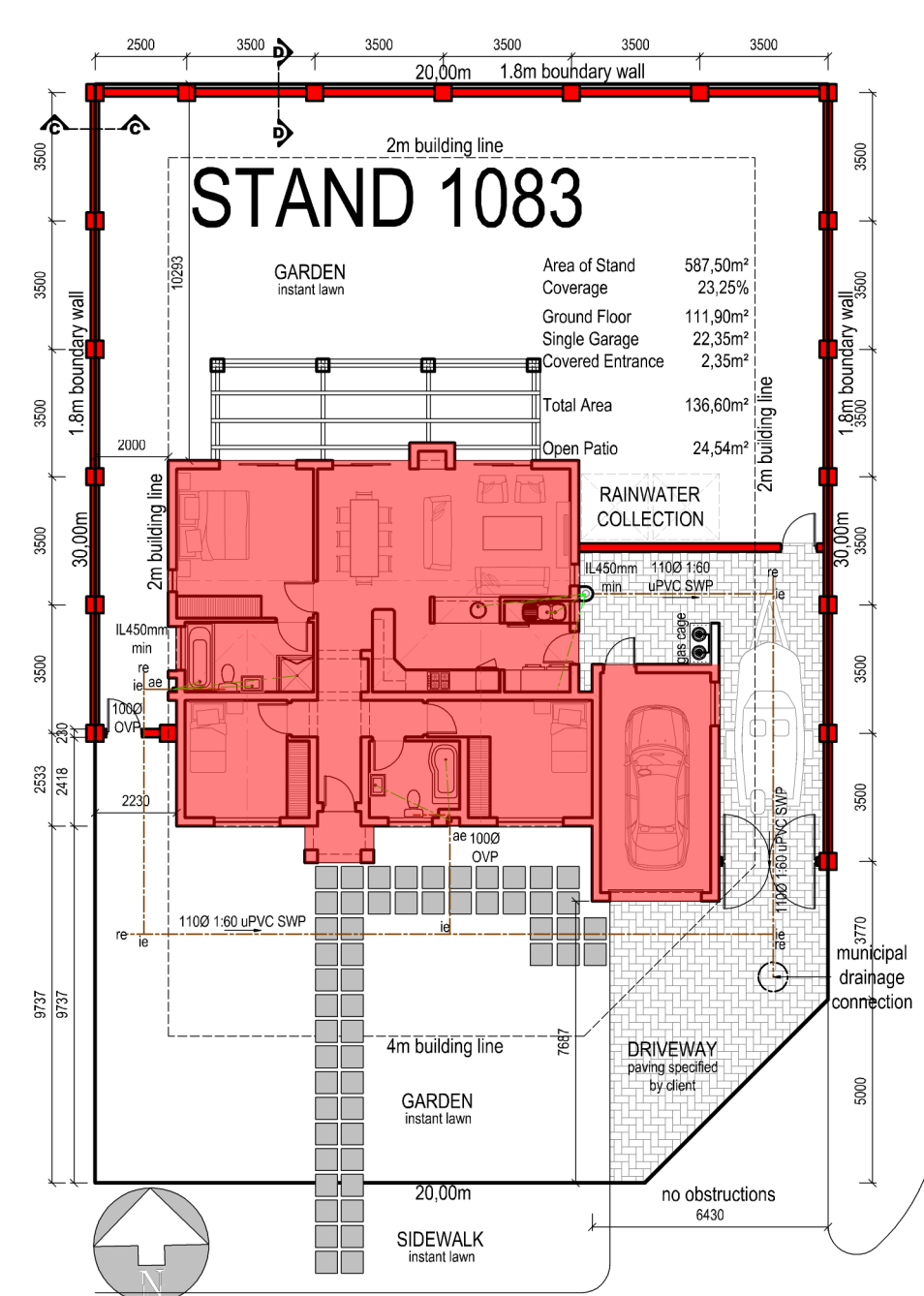
- General:**
- All dimensions should be confirmed on site prior to the commencement of any related work.
 - All trades should conform to the requirements of the Local Authority as well as SABS set standards.
 - Temporary ablation facilities should be erected and must conform to Local Authority requirements.
 - No measurements are to be scaled directly from the drawing.
 - Electrical - and plumbing works are to be performed by registered artisans.
 - Provide 1m concrete apron around building
 - Roof construction to engineers specifications
 - Strength and stability of walls to engineers design
 - Balustrade to be non-mountable, openings to be less than 100mm.
 - All product finishes and fittings as specified or similar approved. All to be confirmed prior to procurement and/or installation. Allow sufficient lead time for design and manufacture.

- Drainage:**
- bathroom - wc: 100dia. swp; whb: 50dia wwp; bath: 50dia. wwp; shr: 50dia. wwp
 - kitchen - sink: 50dia. wwp
 - provide 100mm dia. open vent pipe
 - provide avt's for baths, sinks and whb's on upper floors.
 - provide one gulley per block IL450mm min. deep
 - waste pipes should connect 200mm apart.
 - geyser to comply with SABS 0254.
 - drainage under buildings to be protected in 300x300 concrete box.
 - provide brass traps at showers.
 - waterproofing to all showers on upper floors.
 - all ducts to be covered with painted fiberglass panels.
 - sewer to comply with SABS.

- Fire:**
- All building work to comply with SABS 10400-2011 part 1:
- tt2 safety distances
 - tt9 firewalls
 - tt10 safety of openings
 - tt35 fire hydrants: 100dia. 90m reach fhr for stack units: 30m reach
- Firewalls between all units and garages.
 - All firewalls to underside of roof tiles.
 - Wood penetrating firewall to be treated on both sides. Provide fire certificate.
- Glass:**
- 0 - 0,75 m² = 3mm
 - 0 - 1,50 m² = 4mm
 - 1,50 - > m² = 6mm
- All doors containing glass panes = 4mm safety glass
 Windows @ stairs to be fitted with safety glass
 comply with SABS 0137



FLOOR PLAN 1:100



SITE PLAN 1:200

ORBIC
 architects

PRETORIA · Tel: (012) 807-2400 · E-mail: mail@orbic.co.za
 NELSPRUIT · Tel: 013 752 0029 · E-mail: n.admin@orbic.co.za
 Copyright reserved on content, typography and style

Client: CENTRAL DEVELOPMENTS			
Project name: NEW RESIDENCE ERF 1026 WITSAND STAND 1083			
Drawing description: SITE PLAN FLOOR PLAN			
Project no: P16-09	Drawn: gss	Scale: as shown	Date: 27 May '16
Drawing no: 100	Revisions		
No. Description.	Initials.	Date.	
00	gss		